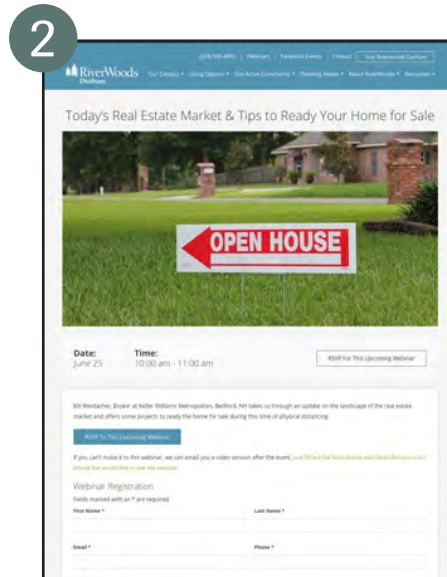


## How to RSVP to a RiverWoods Durham Webinar



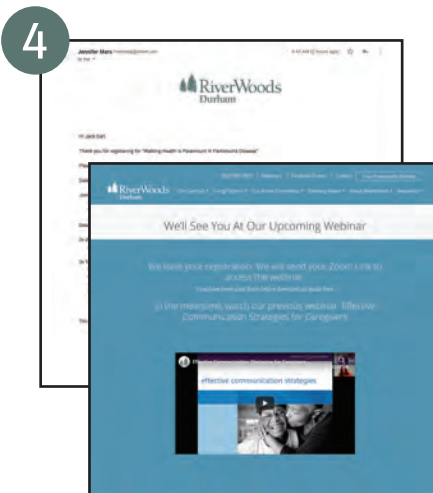
1 Choose an upcoming webinar on [RiverWoodsDurham.org/Webinars](http://RiverWoodsDurham.org/Webinars).



2 On the webinar page, scroll down to the RSVP form.



3 Fill in your info and click "Register."

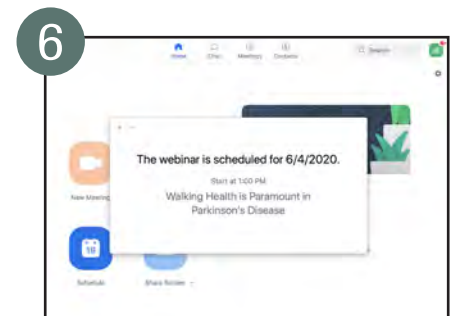


4 Upon registration, you'll be redirected to a new page, receive an email with your submitted info and you will be sent a separate email with the Zoom link.

When it is time for the webinar, click on the link in your email.  
**If you do not see an email with the webinar link, please check your spam folder.**



5 Install Zoom. If you do not have Zoom downloaded, it will bring you to a download page.



6 If you already have Zoom installed, you will be prompted to join the webinar.

**If you have any questions, please contact Jenny Marx, RiverWoods Durham Marketing Coordinator, at (603) 868-6000 or [Jmarx@RiverWoodsDurham.org](mailto:Jmarx@RiverWoodsDurham.org).**